








DIRECCIÓN DEPARTAMENTAL DE EDUCACIÓN DE: Chimaltenango
MURAL DE TRANSPARENCIA Y RENDICIÓN DE CUENTAS
INFORME DE RECURSOS FINANCIEROS EJECUTADOS POR MUNICIPIO O SECTOR

FECHA: Al 3 de Noviembre 2020

| No. | Municipio o Sector Educativo | No. de Centros Educativos | Beneficiarios | | Montos recibidos por programa | | | | Total acumulado | |
|-----|------------------------------|---------------------------|---------------|-------------|-------------------------------|------------------------------|---------------------|-------------------|---------------------|----------------------|
| | | | Alumnos | Docentes | Alimentación | Dotación de Útiles Escolares | Valija Didáctica | Gratuidad | | |
| | | | | | | | | | | Monto acumulado |
| 1 | CHIMALTENANGO | 97 | 18082 | 596 | 11,847,720.00 | 200 | 787,185.00 | 131,120.00 | 457,400.00 | 13,223,425.00 |
| 2 | SAN JOSÉ POAQUIL | 78 | 5029 | 200 | 3,694,480.00 | 200 | 250,925.00 | 44,000.00 | 111,860.00 | 4,101,265.00 |
| 3 | SAN MARTÍN JILOTEPEQUE | 214 | 13860 | 596 | 10,086,680.00 | 200 | 698,210.00 | 131,120.00 | 308,730.00 | 11,224,740.00 |
| 4 | COMALAPA | 73 | 8505 | 267 | 5,509,280.00 | 200 | 359,910.00 | 58,740.00 | 220,320.00 | 6,148,250.00 |
| 5 | SANTA APOLONIA | 52 | 3545 | 137 | 2,500,800.00 | 200 | 169,475.00 | 30,140.00 | 83,110.00 | 2,783,525.00 |
| 6 | TECPAN GUATEMALA | 155 | 17555 | 578 | 12,538,200.00 | 200 | 844,205.00 | 127,160.00 | 408,730.00 | 13,918,295.00 |
| 7 | PATZUN | 94 | 8102 | 340 | 6,139,960.00 | 200 | 417,055.00 | 74,800.00 | 173,200.00 | 6,805,015.00 |
| 8 | SAN MIGUEL POCHUTA | 22 | 1793 | 72 | 1,182,440.00 | 200 | 79,005.00 | 15,840.00 | 45,310.00 | 1,322,595.00 |
| 9 | PATZICIA | 36 | 4891 | 174 | 3,544,640.00 | 200 | 237,940.00 | 38,280.00 | 111,650.00 | 3,932,510.00 |
| 10 | SANTA CRUZ BALANYA | 14 | 1643 | 57 | 1,179,040.00 | 200 | 77,860.00 | 12,540.00 | 38,740.00 | 1,308,180.00 |
| 11 | ACATENANGO | 35 | 3664 | 157 | 2,622,280.00 | 200 | 178,405.00 | 34,540.00 | 84,500.00 | 2,919,725.00 |
| 12 | YEPOCAPA | 59 | 7097 | 261 | 5,146,600.00 | 200 | 350,700.00 | 57,420.00 | 159,400.00 | 5,714,120.00 |
| 13 | SAN ANDRÉS ITZAPA | 40 | 4937 | 174 | 3,688,120.00 | 200 | 235,405.00 | 38,280.00 | 110,560.00 | 4,072,365.00 |
| 14 | PARRAMOS | 13 | 2376 | 71 | 1,604,400.00 | 200 | 101,745.00 | 15,620.00 | 58,530.00 | 1,780,295.00 |
| 15 | ZARAGOZA | 36 | 3888 | 134 | 2,558,920.00 | 200 | 167,800.00 | 29,480.00 | 99,840.00 | 2,856,040.00 |
| 16 | EL TEJAR | 22 | 3962 | 130 | 2,626,440.00 | 200 | 180,270.00 | 28,600.00 | 95,860.00 | 2,931,170.00 |
| | Total | 1040 | 108929 | 3944 | 76,470,000.00 | | 5,136,095.00 | 867,680.00 | 2,567,740.00 | 85,041,515.00 |


 Firma y sello Jefatura/Subdirección DEFOCE/SUBFOCE UJRA



 Firma y sello Director(a) Departamental de Educación



 Firma y sello Jefatura/Subdirección Administrativa Financiera
